



STRONGHOLD[®] Cases from Gemstar[®] offer MIL-STD durability and airtight protection for high-value cargo. Featuring rotationally-molded double walls and thick corners STRONGHOLD is the choice for rugged, versatile and dependable protection.

Standard Features

- Rotationally molded, double-walled durability
- IP67 rated; watertight, airtight and dust-proof with automatic pressure relief valve
- Meets or exceeds MIL-STD 810F and meets military LLRC standards*
- Recessed, heavy-duty black stainless steel hardware
- Field serviceable hardware
- Spring-loaded handles
- Tongue & groove construction with gasket
- Interlocking, stackable design
- Choice of 10 standard colors
- Guaranteed Performance*

* See website for guarantee details, complete certifications and test procedures.

Standard Models

- SH1616-0411
- SH1616-1103
- SH1616-1111

Standard and Custom Options

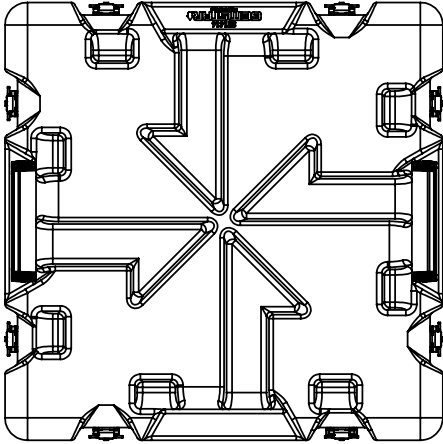
• Offering a robust selection of custom features, colors, and sizes. For more information visit **Gemstarmfg.com**, or contact your local Distributor or Sales Manager.

Standard Color Options**



** Colors are approximate and are for visual purposes only.

SH1616-0411 Top Profile

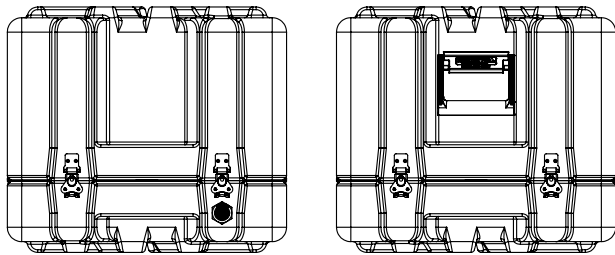


MODEL NUMBER KEY

SH16 16-04 11

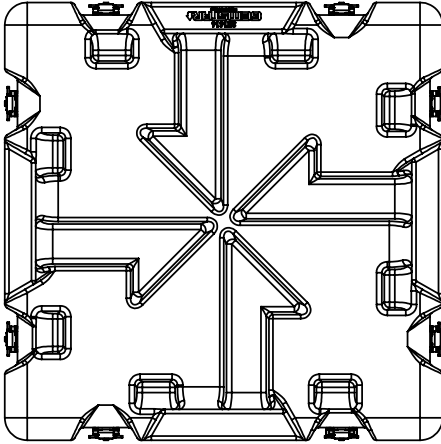
Length ———— Lid
Width ———— Base
Model numbers refer to interior dimensions

SH1616-0411 Side and End Profile



Nominal INT Dimension	16"L x 16"W x 15.3"D 406L x 406W x 387D mm
Base Depth	4.3" 108 mm
Lid Depth	11.0" 279 mm
Nominal EXT Dimension	19.5"L x 19.5"W x 17.1"D 495L x 495W x 435D mm
Approx. Weight	18.3 lbs 8.3 kg
Features	<ul style="list-style-type: none"> • Removable lid • Textured plastic handles (2) • PRV

SH1616-1103 Top Profile

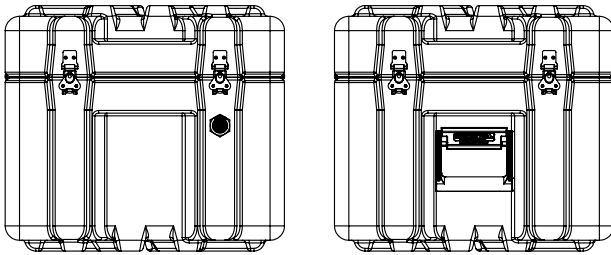


MODEL NUMBER KEY

SH16 16-11 03

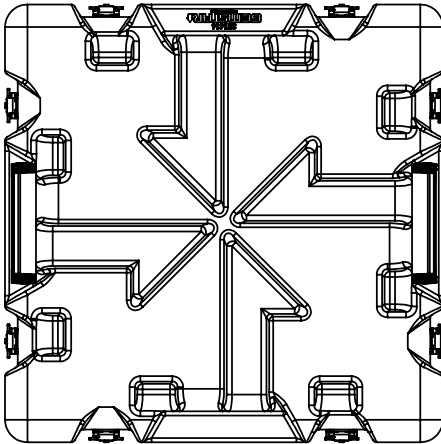
Length ———— Lid
Width ———— Base
Model numbers refer to interior dimensions

SH1616-1103 Side and End Profile



Nominal INT Dimension	16"L x 16"W x 15.3"D 406L x 406W x 387D mm
Base Depth	11.4" 289 mm
Lid Depth	3.9" 98 mm
Nominal EXT Dimension	19.5"L x 19.5"W x 17.1"D 495L x 495W x 435D mm
Approx. Weight	18.3 lbs 8.3 kg
Features	<ul style="list-style-type: none"> • Hinged lid • Textured plastic handles (2) • PRV

SH1616-1111 Top Profile

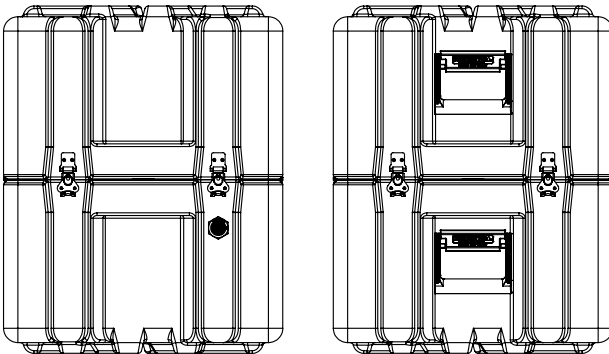


MODEL NUMBER KEY

SH1616-1111

Length ———— Lid
Width ———— Base
Model numbers refer to interior dimensions

SH1616-1111 Side and End Profile



Nominal INT Dimension	16"L x 16"W x 22.4"D 406L x 406W x 568D mm
Base Depth	11.4" 289 mm
Lid Depth	11" 279 mm
Nominal EXT Dimension	19.5"L x 19.5"W x 24.3"D 495L x 495W x 616D mm
Approx. Weight	22.3 lbs 10.1 kg
Features	<ul style="list-style-type: none"> • Removable lid • Textured plastic handles (4) • PRV